

TITAN BEDDING BOX



Put the power of production in your hands with a Titan Bedding Box. With it you will increase both safety and production.

Features: Walk Bar & Drag Bar
Reinforced
High Tapper Back

Your Local Trench Protection Specialist:

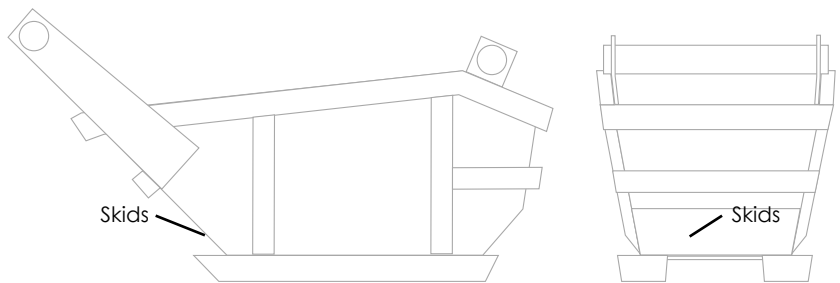
IMPORTANT: Kundel believes that every Contractor has individual concerns that must be addressed individually, not generically. Kundel uses years of in-the-trench experience, as well as in-depth knowledge of O.S.H.A. regulations, to custom fit you with a shoring or shielding system that will increase your production and profits, while working within O.S.H.A. guidelines, please call...

Part Description

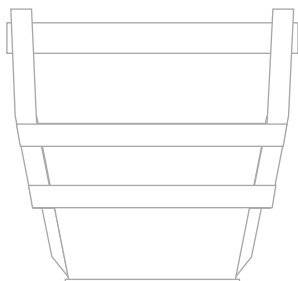
Model	Weight	Mach. Wgt.
4-CYD-SB	1995	25K Min
6-CYD-SB	2550	35-45K
7.5-CYD-SB	4260	40-50K
9-CYD-SB	4640	40-75K
12-CYD-SB	6975	75-120K
<hr/>		
7.5-CYD-SB	5520	40-55K
9-CYD-SB-HD	5985	40-75K
12-CYD-SB-HD	7750	75-120K

STANDARD

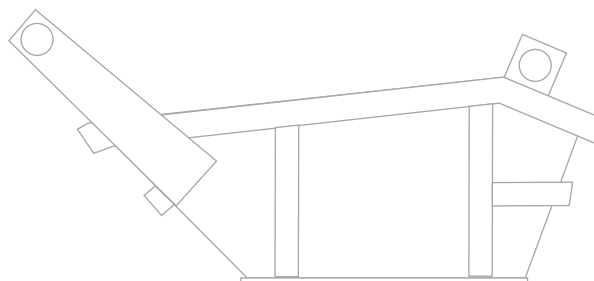
HEAVY DUTY



BEDDING BOX WITH OPTIONAL SKIDS
AVAILABLE ON ALL SIZES



FRONT

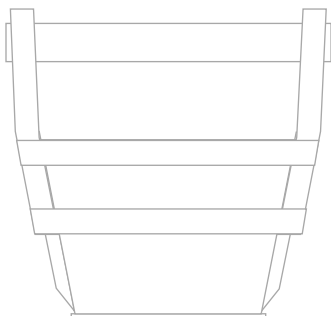


SIDE

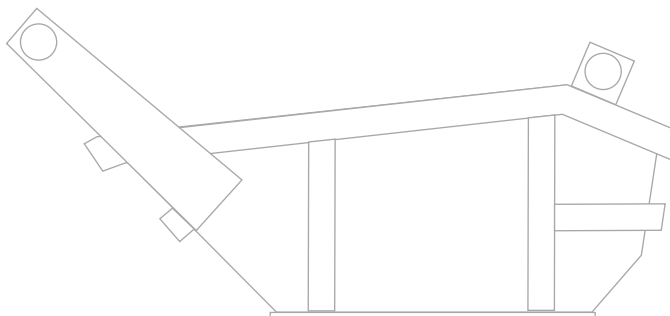


BACK

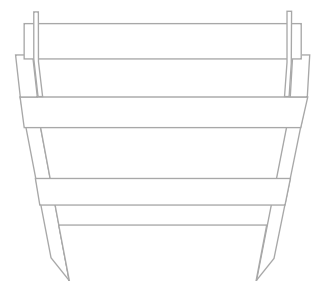
4-CYD & 6-CYD BEDDING BOX



FRONT



SIDE



BACK

7.5-CYD, 9-CYD & 12-CYD BEDDING BOX

Larger Bedding Box Available