

MOBILE SHEARS

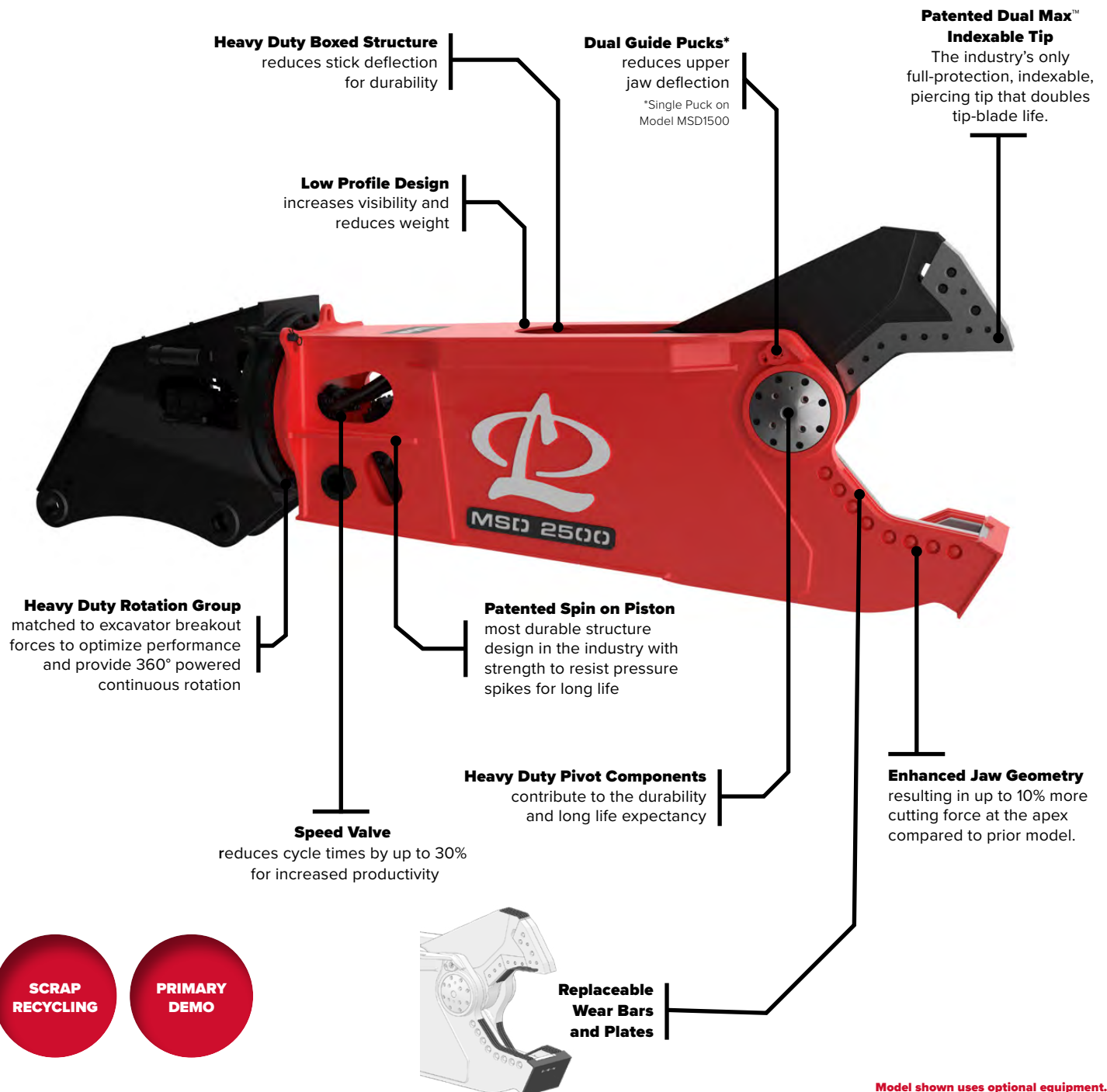




LEGEND SERIES

A NEW LEGEND - FORGED IN INNOVATION

The objective was simple: reduce maintenance and boost productivity. As a result, productivity and uptime were optimized. LaBounty® shears have demonstrated their effectiveness in scrap metal processing, bridge deconstruction, and industrial demolition for many years. The Legend Series Mobile shear include the industry's exclusive fully protected and indexable mobile shear tip - the Dual Max™ piercing tip



SPECIFICATIONS

MSD LEGEND SERIES - MOBILE SHEARS

Model	Weight*		Jaw Opening		Jaw Depth		Reach**		Min Excavator Weight - 2nd Member***		Min Excavator Weight - 3rd Member***	
	lbs	kg	in	mm	in	mm	ft	m	lbs	mTons	lbs	mTons
MSD 1500	7,000	3,200	21	540	25	640	6.8	2.1	26,000	12	55,000	25
MSD 1500R	7,440	3,400	21	540	25	640	10.0	3.1	40,000	18	66,000	30
MSD 2000	9,000	4,100	28	710	29	740	8.0	2.4	42,000	19	70,000	32
MSD 2000R	11,000	5,000	28	710	29	740	10.8	3.3	48,000	22	88,000	40
MSD 2250	10,600	4,800	30	760	30	760	8.6	2.6	44,000	20	88,000	40
MSD 2250R	12,700	5,800	30	760	30	760	11.7	3.6	53,000	24	99,000	45
MSD 2500	11,900	5,400	31	790	33	840	8.7	2.7	51,000	23	88,000	40
MSD 2500R	14,800	6,700	31	790	33	840	12.7	3.9	66,000	30	110,000	50
MSD 3000	14,200	6,400	34	870	38	970	10.0	3.1	66,000	30	143,000	65
MSD 3000R	17,100	7,800	34	870	38	970	13.1	4.0	88,000	40	154,000	70
MSD 4000	17,100	7,800	38	970	43	1,090	11.5	3.5	77,000	35	143,000	65
MSD 4000R	19,800	9,000	38	970	43	1,090	14.8	4.5	99,000	45	165,000	75
MSD 4500	18,700	8,500	39	990	43	1,090	11.0	3.4	88,000	40	165,000	75
MSD 4500R	21,300	9,700	39	990	43	1,090	14.2	4.3	110,000	50	187,000	85
MSD 7500	27,000	12,300	43	1,090	44	1,120	12.0	3.7	121,000	55	CONSULT FACTORY	
MSD 7500R	30,900	14,000	43	1,090	44	1,120	15.4	4.7	150,000	68	CONSULT FACTORY	
MSD 9500	37,400	17,000	48	1,210	50	1,280	14.7	4.5	170,000	77	CONSULT FACTORY	
MSD 9500R	44,700	20,300	48	1,210	50	1,280	18.4	5.6	210,000	95	CONSULT FACTORY	

MSD SABER SERIES - MOBILE SHEARS

Model	Weight*		Jaw Opening		Jaw Depth		Reach**		Min Excavator Weight - 2nd Member***		Min Excavator Weight - 3rd Member***	
	lbs	kg	in	mm	in	mm	ft	m	lbs	mTons	lbs	mTons
MSD 7R****	1,200	500	11	280	10	250	6.0	1.8	7,000	3	18,000	8
MSD 800****	2,250	1,000	15	380	17	430	5.7	1.7	15,000	7	22,000	10
MSD 800R****	2,750	1,200	15	380	17	430	7.2	2.2	18,000	8	26,000	12
MSD 1000	4,200	1,900	19	480	20	510	6.0	1.8	20,000	9	35,000	16
MSD 1000R	4,400	2,000	19	480	20	510	8.5	2.6	22,000	10	40,000	18

*Weight includes standard excavator mounting bracket. Attachment weight may vary depending on mounting configuration as well as options.

** Reach is measured from the attachment mounting pivot (boom or stick) forward to the end of the jaw.

*** Excavator weight range is a guide only. 2nd member configurations at or near min/max excavator weight and all 3rd member configurations must be preapproved by LaBounty. Quick couplers, short swing machines, long arms all impact carrier size recommendation.

****Legacy B-Series, not Saber Series Shear.

LaBounty reserves the right to improve, update, or change the product specifications, appearance, or functional attributes without notice.

BLS SERIES - BUCKET LINKAGE SHEARS

Model	Weight		Jaw Opening*		Jaw Depth		Min Excavator Weight - 3rd Member	
	lbs	kg	in	mm	in	mm	lbs	mTons
BLS 2000	2,900	1,300	20	510	20	510	44,000	20
BLS 3000	4,800	2,200	22	560	23	580	66,000	30

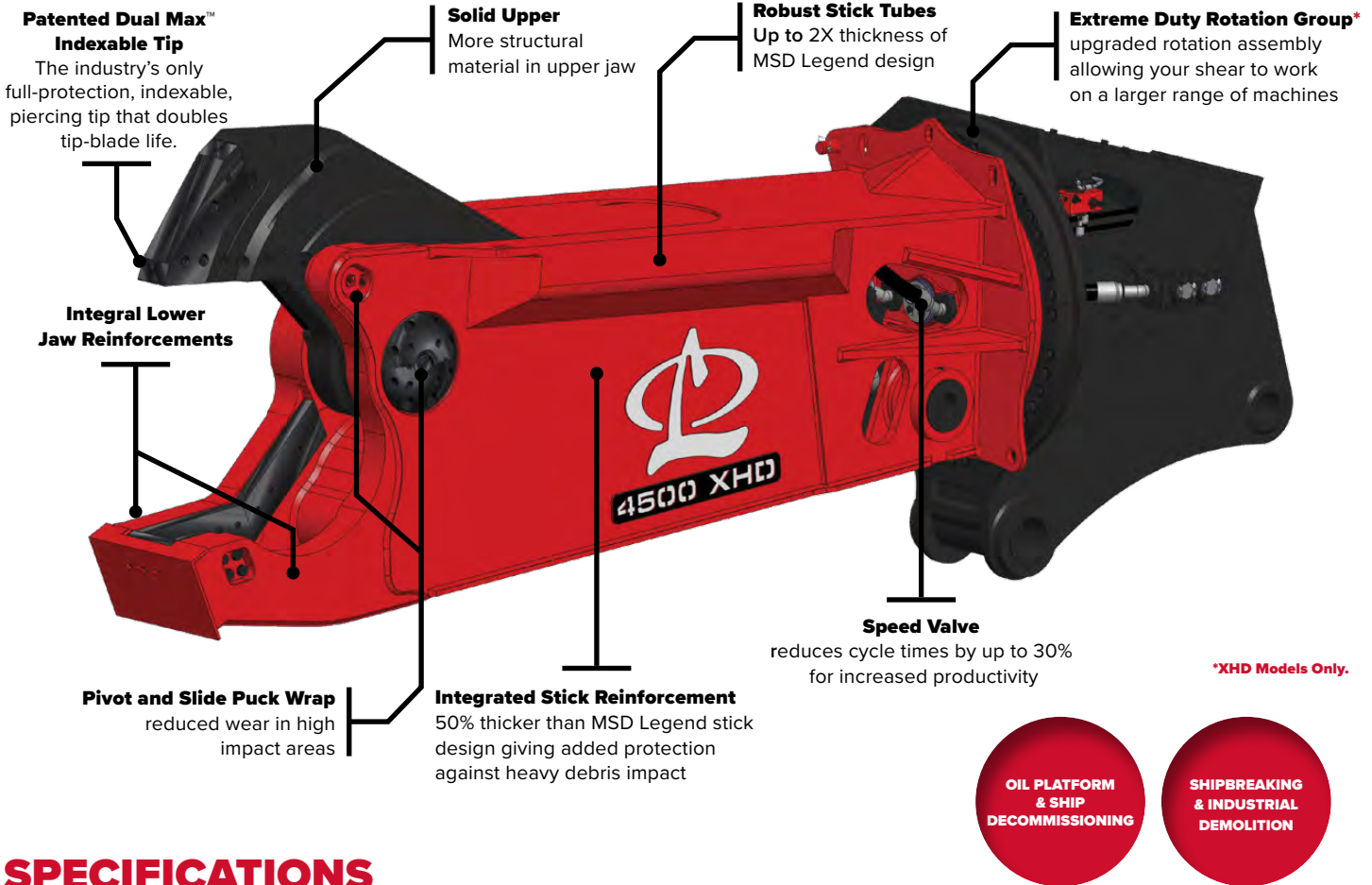
*Jaw openings vary based on excavator specific geometry.

LaBounty reserves the right to improve, update, or change the product specifications, appearance, or functional attributes without notice.

DESTROYER™ SERIES

MEETING THE TOUGH DEMANDS OF DEMOLITION AND SHIP BREAKING

Built for the harshest jobs, LaBounty's Destroyer Class Shear boasts integrated reinforcement and superior protection to minimize down-time and maximize productivity. Not only stronger, the Destroyer can take on bigger jobs so you can put more on the ground.



SPECIFICATIONS

Model	Weight*		Jaw Opening		Jaw Depth		Reach**		Min Excavator Weight - 2nd Member***		Min Excavator Weight - 3rd Member***	
	lbs	kg	in	mm	in	mm	ft.	m	lbs	mTons	lbs	mTons
MSD 2500R HD	16,100	7,300	31	790	33	840	12.7	3.9	79,000	36	119,000	54
MSD 2500R XHD	16,400	7,400	31	790	33	840	11.9	3.6	81,000	37	143,000	65
MSD 3000R HD	18,500	8,400	34	870	38	970	13.1	4.0	99,000	45	165,000	75
MSD 4000R HD	21,700	9,900	38	970	43	1,090	14.8	4.5	110,000	50	180,000	82
MSD 4000R XHD	24,100	10,900	38	970	43	1,090	14.8	4.5	121,000	55	251,000	114
MSD 4500R HD	23,300	10,600	39	990	43	1,090	14.2	4.3	110,000	50	187,000	85
MSD 4500R XHD	25,700	11,700	39	990	43	1,090	14.2	4.3	132,000	60	264,000	120
MSD 7500R HD	33,200	15,100	43	1,090	44	1,120	15.4	4.7	160,000	73	CONSULT FACTORY	
MSD 7500R XHD	37,800	17,200	43	1,090	44	1,120	15.7	4.8	200,000	91	CONSULT FACTORY	
MSD 9500R HD	48,700	22,100	48	1,210	50	1,280	18.4	5.6	240,000	109	CONSULT FACTORY	

*Weight includes standard excavator mounting bracket. Attachment weight may vary depending on mounting configuration as well as options.

** Reach is measured from the attachment mounting pivot (boom or stick) forward to the end of the jaw.

*** Excavator weight range is a guide only. 2nd member configurations at or near min/max excavator weight and all 3rd member configurations must be preapproved by LaBounty. Quick couplers, short swing machines, long arms all impact carrier size recommendation.


LaBounty reserves the right to improve, update, or change the product specifications, appearance, or functional attributes without notice.

BLADE KITS

**Get The Highest Quality Blade Kits For Your
LaBounty® Mobile Shears**

LABOUNTY® PREMIUM

LaBounty Premium blades have been designed and time tested in an entire spectrum of applications; resulting in the perfect materials and heat treatments to insure you put more scrap on the ground year after year. Our Premium blades are available for all models of LaBounty's MSD Legend, Saber, and Destroyer Series Shears.



Saber Series Blades



Legend Series Blade Kit

Ni LABOUNTY® HIGH NICKEL

For maximum blade edge life, and less downtime for maintenance, turn to LaBounty's Ni blades which contain a 4% Nickel content. Our high Nickel primary and secondary blades are available for most models of LaBounty's MSD Legend, Saber, and Destroyer Series Shears.

