

EXCAVATOR

SY26U

STANDARD FEATURES

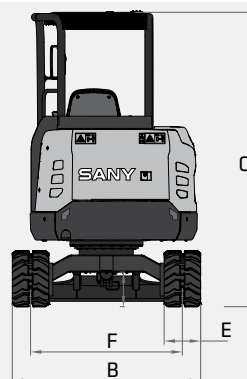
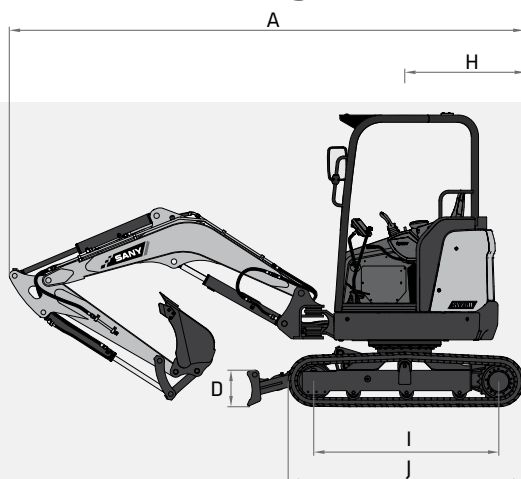
- ➔ Swing boom functionality
- ➔ Zero tail swing
- ➔ 1-way and 2-way primary auxiliary circuit
- ➔ Weight adjustable suspension seat
- ➔ Powerful Yanmar engine

19.4 hp
Net Power

9' 3"
Dig Depth

6,085 lbs
Operating Weight

6,274 lbf
Bucket Breakout



TECHNICAL SPECIFICATIONS

TECHNICAL SPECIFICATIONS		
Operating Weight	6,085 lbs	2 760 kg
Ground Pressure	3.7 psi	25.5 kPa
Engine	Yanmar 3TNV80F	
Displacement	77.5 in ³	1.2 L
Gross Power	20.4 HP	15.2 kW
Net Power	19.4 HP	14.5 kW
Hydraulics	Load Sensing with Pilot Control	
Main Hydraulic Pump	Axial Piston - Variable Displacement	
Operating Flow (maximum)	20.6 gal/min	78 L/min
Operating Pressure (maximum)	3,553 psi	24.5 MPa
Auxiliary Flow (maximum)*	11 gal/min	42.5 L/min
Auxiliary Pressure (maximum)	3626 psi	25 MPa
Travel Motor	Axial Piston with Park Brake	
Travel Pressure (maximum)	3,553 psi	24.5 MPa
Travel Speeds (maximum)	1.6 / 2.8 mph	2.6 / 4.5 km/hr
Travel Effort (maximum)	4,496 lbf	20 kN
Grade Capability (maximum)	25°	
Swing Motor	Axial Piston with Swing Brake	
Swing Pressure (maximum)	2,843 psi	19.6 MPa
Swing Speed (maximum)	10 RPM	
Undercarriage (standard)	Belted Rubber Track	
Track Shoe Width (standard)	12"	300 mm
Track Rollers (per side)	4	
Carrier Rollers (per side)	1	

*Based on theoretical calculation at max flow with no load. Subject to alterations. In the interest of continual equipment development

DIMENSIONS

DIMENSIONS		
Boom Length	6' 11"	2 100 mm
Stick Length	4' 3"	1 300 mm
A Transport Length	14' 1"	4285 mm
B Transport Width	5' 1"	1 550 mm
C Transport Height	8'	2 430 mm
D Upper Structure Width	4' 6"	1 375 mm
E Blade Height	12"	300 mm
F Track Width (standard shoe)	12"	300 mm
G Track Gauge	4' 1"	1 250 mm
H Ground Clearance (minimum)	11"	290 mm
I Tail Swing Radius	2' 7"	775 mm
J Track Length on Ground	5' 1"	1 560 mm
K Track Length	6' 5"	1 960 mm
SERVICE REFILL CAPACITIES		
Fuel Tank Capacity	9.0 gal	34.0 L
Hydraulic Tank Capacity	7.9 gal	30.0 L
Engine Oil Capacity	0.9 gal	3.4 L
Cooling System Capacity	1.1 gal	4.1 L

SANY America Inc. reserves the right to change these specifications at any time without prior notification.
©2023 SANY America Inc. HEXPS23SY26U002



STANDARD AND OPTIONAL EQUIPMENT

s = standard / o = optional

SY26U	ENGINE
s	Yanmar 3TNV80F
s	Tier 4F / EU Stage V Ready
s	Auto-idle
s	Dual-element dry air filter
s	Engine air precleaner
s	Coolant Expansion tank
s	EGR Valve
s	Fan guard
s	Engine coolant to -37 deg. C (-34 deg. F)
s	Full-flow oil filter
s	High flow cooling fan
s	500-hour engine-oil-change interval
s	Fuel filter and water separator
HYDRAULIC SYSTEM	
s	Spring-applied, hydraulically released automatic swing brake
s	Load sensing hydraulic system
s	Control pattern change valve
s	Primary auxiliary hydraulic circuit with 1 and 2-way combination piping
s	Auxiliary hydraulic-flow adjustments through monitor
s	Adjustable auxiliary pressure relief
UNDERCARRIAGE	
s	Planetary drive with axial piston motors
s	Propel motor shields
s	Spring-applied, hydraulically released automatic propel brake
s	Track guides, front idler and 2 per side
s	2-speed travel selection through display
s	4 lower track rollers each side
s	1 upper carrier roller each side
s	Dozer blade with cylinder guarding
s	Tie downs on track frame and dozer blade
s	300mm (12") wide rubber tracks
s	Undercarriage frame opening guard
UPPERSTRUCTURE	
s	Right-hand, left-hand, and counterweight mirrors
s	Lockable cab, hood, and service doors
s	Remote-mounted engine oil and fuel filters
s	Daily fluid level inspection visible from ground
s	Rear reflectors

In the interest of continual equipment development, SANY America Inc. reserves the right to change these specifications at any time without prior notification.
 ©2023 SANY America Inc. HEXPS23SY26U002



*Warranty applies to 2023 Excavator and Wheel Loader models only.



STANDARD AND OPTIONAL EQUIPMENT

s = standard / o = optional

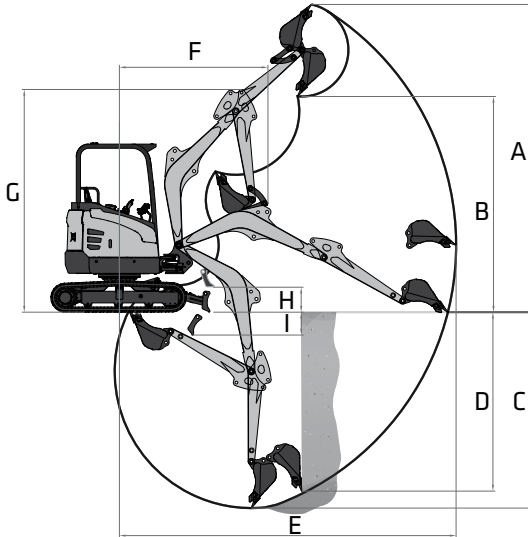
SY26U	ATTACHMENTS
s	Convenient grease points
s	Dirt seals on all bucket pins
s	Thumb bracket
s	Oil-impregnated bushings
s	Reinforced thrust plates
s	Quick coupler plumbing to end of the stick
OPERATOR'S STATION	
s	Hydraulic pilot controls for boom, stick, swing, and travel operations
s	Proportional auxiliary switches on joystick
s	Travel levers with foot pedals
s	Vinyl seat with fore/aft adjustment
s	2" retractable seat belt
s	Emergency stop switch
s	Standard and Breaker work mode
s	8 tool selection modes
s	Fully adjustable auxiliary flow circuit from display
s	Multifunction color LCD monitor with: Diagnostic capability / Multiple-language
s	System monitoring features: Auto-idle indicator, 2-speed indicator, work tool mode indicator, preheat icon, time and date, battery charge icon, throttle position, engine oil pressure alarm, fuel level gauge, maintenance needed icon, failure code, standard/breaker mode button, engine coolant temperature, coolant temp alarm, severe failure alarm, operating hours
s	Operation and maintenance manual storage
s	Heavy duty removeable rubber floor mat
s	Horn, electric
s	Hour meter, electric
s	Hydraulic shutoff lever, all controls
s	Travel alarm with cancel switch
ELECTRICAL	
s	12V electrical system
s	Maintenance free battery
s	Ground level battery disconnect
s	Easy access fuse panel
s	Terminal battery covers
s	80-amp alternator
s	12V power outlet
LIGHTS	
s	Work lights: 2 mounted on top of cab, 1 mounted on boom, magnetic beacon

In the interest of continual equipment development, SANY America Inc. reserves the right to change these specifications at any time without prior notification.
 ©2023 SANY America Inc. HEXPS23SY26U002



PRODUCT SPECIFICATIONS EXCAVATOR || SY26U

WORKING RANGE



WORKING RANGE

Boom Length	6' 11"	2 100 mm
Stick Length	4' 3"	1 300 mm
A Maximum Digging Height	14' 6"	4 410 mm
B Maximum Dumping Height	10' 2"	3 100 mm
C Maximum Digging Depth	9' 3"	2 820 mm
D Maximum Vertical Wall Digging Depth	8' 6"	2 585 mm
E Maximum Reach at Ground Level	15' 11"	4 850 mm
F Minimum Swing Radius	6' 11"	2 110 mm

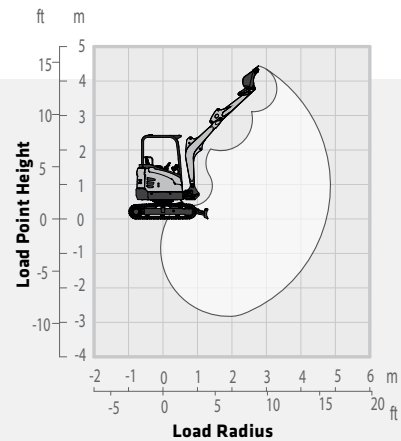
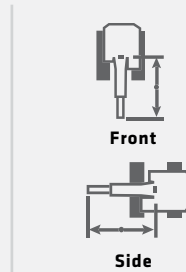
DIGGING PERFORMANCE

Boom Length	6' 11"	2 100 mm
Stick Length	4' 3"	1 300 mm
Bucket Breakout Force (ISO)	6,274 lbf	27 kN
Stick Digging Force (ISO)	3,192 lbf	14.2 kN

LIFTING PERFORMANCE

Standard 6'11" (2 100 mm) Boom
 Standard 4'3" (1 300 mm) Stick
 Standard 12" (300 mm) Track Shoes
 No Bucket

Ratings are based on ISO 10567:2007. Lift capacity does not exceed 75% of tipping load with the machine on firm, level ground or 87% of hydraulic lifting capacity.



BLADE DOWN	LOAD RADIUS	6.6 ft 2.0 m		9.8 ft 3.0 m		13.1 ft 4.0 m		MAX REACH	
	LOAD POINT HEIGHT								
	13.1 ft 4.0 m							1,525 lb* 693 kg*	1,285 lb 584 kg
	9.8 ft 3.0 m			1,373 lb* 623 kg*	1,034 lb 470 kg			1,188 lb* 540 kg*	803 lb 365 kg
	6.6 ft 2.0 m			1,558 lb* 707 kg*	1,010 lb 459 kg	1,102 lb* 501 kg*	620 lb 282 kg	1,085 lb* 493 kg*	620 lb 282 kg
	3.3 ft 1.0 m			2,061 lb* 937 kg*	926 lb 421 kg	1,577 lb* 717 kg*	603 lb 274 kg	1,115 lb* 507 kg*	563 lb 256 kg
	0 ft 0 m	3,346 lb* 1 521 kg*	1,573 lb 715 kg	2,409 lb* 1 095 kg*	876 lb 398 kg	1,610 lb* 732 kg*	587 lb 267 kg	1,280 lb* 582 kg*	579 lb 263 kg
	-3.3 ft -1.0 m	3,975 lb* 1 807 kg*	1,588 lb 722 kg	2,226 lb* 1 012 kg*	869 lb 395 kg			1,606 lb* 730 kg*	695 lb 316 kg
	-6.6 ft -2.0 m	1,943 lb* 883 kg*	1,729 lb 786 kg					1,340 lb* 609 kg*	1,267 lb 576 kg
BLADE UP									
	13.1 ft 4.0 m							1,525 lb* 693 kg*	1,285 lb 584 kg
	9.8 ft 3.0 m			1,241 lb 564 kg	1,034 lb 470 kg			963 lb 438 kg	803 lb 365 kg
	6.6 ft 2.0 m			1,208 lb 549 kg	1,010 lb 459 kg	748 lb 340 kg	620 lb 282 kg	748 lb 340 kg	620 lb 282 kg
	3.3 ft 1.0 m			1,133 lb 515 kg	926 lb 421 kg	730 lb 332 kg	602 lb 274 kg	682 lb 310 kg	563 lb 256 kg
	0 ft 0 m	2,002 lb 910 kg	1,573 lb 715 kg	1,074 lb 488 kg	876 lb 398 kg	713 lb 324 kg	587 lb 267 kg	704 lb 320 kg	579 lb 263 kg
	-3.3 ft -1.0 m	2,017 lb 917 kg	1,588 lb 722 kg	1,067 lb 485 kg	869 lb 395 kg			847 lb 385 kg	695 lb 316 kg
	-6.6 ft -2.0 m	1,943 lb* 883 kg*	1,729 lb 786 kg					1,340 lb* 609 kg*	1,267 lb 576 kg

* Indicates load limited by hydraulic lifting capacity.

