

BUCKETS


V60 LOW PROFILE DIRT BUCKET

Available widths 72", 78", 84" & 90"


Designed to be tougher and heavier than the V50 Low Profile Dirt Bucket.




ADDITIONAL EDGE OPTIONS See page 81



STANDARD BOLT-ON



SERRATED BOLT-ON



WELD-ON TEETH

37.1"
DEPTH

20.5"
HEIGHT

UP TO
17CU FT
STRUCK CAPACITY
(VARIES BY MODEL)

UP TO
21CU FT
HEAPED CAPACITY
(VARIES BY MODEL)

GREATER THAN
2400 LB
LOADER OPERATING CAPACITY

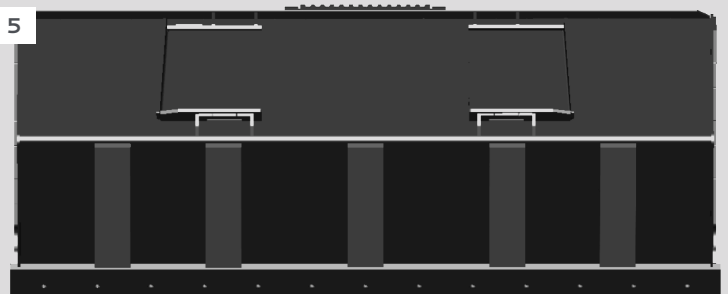
1. CUTTING EDGE VISIBLE FROM INSIDE CAB
2. GRADING BEND FOR OPTIMAL REVERSE GRADING & CURVED INSIDE FOR EASIER MATERIAL CLEANOUT
3. 1" x 6" WELD-ON EDGE
4. ADDITIONAL GUSSETING ON BACK OF BUCKET
5. 1/2" x 4" WEAR BARS PROTECT THE BUCKET BOTTOM
6. 1/4" THICK SHELL & SIDE PLATES



OPTION: SIDE CUTTERS

Exclusive reversible design. Improves performance in hard, compacted soils and extends the life of the bucket sides. Not compatible with Toothbars.

5



MODEL	HDHV72-GB	HDHV78-GB	HDHV84-GB	HDHV90-GB
Width: Overall / Inside (Inches)	73.5 / 71.3	79.5 / 77.3	85.5 / 83.3	91.5 / 89.3
Overall Height (Inches)	20.5			
Depth: Overall / Inside (Inches)	37.1 / 32.5			
Capacity: Struck / Heaped (Cubic Feet)	14.2 / 17.0	15.4 / 18.5	16.6 / 20.0	17.8 / 21.4
Bucket Back Angle (Degrees)	66			
Shell Thickness (Inches)	0.25			
Side Plate Thickness (Inches)	0.25			
Structural Wear Bars Under Bucket (1/2" x 4")	4	5	5	5
Approximate Weight (Pounds)	720	760	800	840
Recommended Loader Capacity	Greater than 2400 pounds			